

# 2009 FINANCIALS AT A GLANCE

## Lyford Cay Foundation, Inc.

For the year ended December 31, 2009 with comparative totals for 2008. Includes Lyford Cay Foundation, Inc., Lyford Cay Members Foundation and the Shirley Oakes Butler Charitable Trusts.

### Consolidated Statement of Financial Position

	<b>2009</b>	<b>2008</b>
	<b>\$</b>	<b>\$</b>
<b>ASSETS</b>		
Cash	787,745	906,964
Investments at Market Value	20,859,850	17,969,476
Receivables	36,308	18,366
Prepaid Expenses	6,474	6,474
<b>Total Assets</b>	<b>21,690,377</b>	<b>18,901,280</b>
<b>LIABILITIES</b>		
Grants and Scholarships Payable	349,263	1,344,873
Accounts Payable and Accrued Expenses	82,447	130,899
<b>Net Assets, End of Year</b>	<b>21,258,667</b>	<b>17,425,508</b>
<b>TOTAL LIABILITIES AND NET ASSETS</b>	<b>21,690,377</b>	<b>18,901,280</b>

### Consolidated Statement of Activities

	<b>2009</b>	<b>2008</b>
	<b>\$</b>	<b>\$</b>
<b>SUPPORT AND REVENUE</b>		
General Contributions	2,089,207	1,449,879
Endowment and Fund Contributions	201,000	626,762
Investment and Other Income Net of Fees	3,616,029	(6,958,634)
<b>Total Support and Revenue</b>	<b>5,906,236</b>	<b>(4,881,993)</b>
<b>EXPENSES</b>		
<b>Programmes</b>		
Gifts and Grants Programme	443,248	2,322,784
Academic Scholarships	546,679	500,076
Technical Training and Vocational Scholarships	291,756	306,085
College of The Bahamas Scholarships	283,000	323,000
Other Programme Expenses	212,139	220,482
<b>Total Programmes</b>	<b>1,776,822</b>	<b>3,672,427</b>
Management and General	221,712	327,182
Fundraising	74,543	94,270
<b>Total Expenses</b>	<b>2,073,077</b>	<b>4,093,879</b>
<b>Change in Net Assets</b>	<b>3,833,159</b>	<b>(8,975,872)</b>
<b>Net Assets, Beginning of Year</b>	<b>17,425,508</b>	<b>26,401,380</b>
<b>Net Assets, End of Year</b>	<b>21,258,667</b>	<b>17,425,508</b>

# 2009 FINANCIALS AT A GLANCE

The Canadian Lyford Cay Foundation, Inc.

For the year ended December 31, 2009 with comparative totals for 2008.

## Statement of Financial Position

	<b>2009</b>	<b>2008</b>
	<b>\$</b>	<b>\$</b>
<b>ASSETS</b>		
Cash	125,986	122,566
Investments at Market Value	3,760,118	2,244,325
<b>Total Assets</b>	<b>3,886,104</b>	<b>2,366,891</b>
<b>LIABILITIES</b>		
Accounts Payable and Accrued Expenses	71,304	59,727
<b>Net Assets, End of Year</b>	<b>3,814,800</b>	<b>2,307,164</b>
<b>TOTAL LIABILITIES AND NET ASSETS</b>	<b>3,886,104</b>	<b>2,366,891</b>

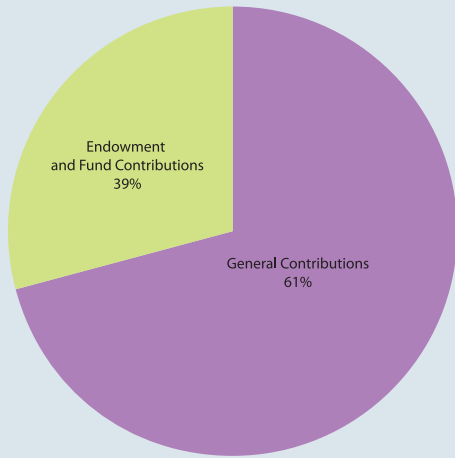
## Statement of Activities

	<b>2009</b>	<b>2008</b>
	<b>\$</b>	<b>\$</b>
<b>SUPPORT AND REVENUE</b>		
General Contributions	233,611	168,019
Endowment Contributions	1,260,780	49,590
Investment and Other Income Net of Fees	360,838	(84,065)
<b>Total Support and Revenue</b>	<b>1,855,229</b>	<b>133,544</b>
<b>EXPENSES</b>		
<b>Programmes</b>		
Gifts and Grants	50,000	-
Academic Scholarships	185,000	185,000
Technical Training and Vocational Scholarships	7,500	-
College of The Bahamas Scholarships	26,438	30,570
<b>Total Programmes</b>	<b>268,938</b>	<b>215,570</b>
Management and General	78,655	41,522
<b>Total Expenses</b>	<b>347,593</b>	<b>257,092</b>
<b>Change in Net Assets</b>	<b>1,507,636</b>	<b>(123,548)</b>
<b>Net Assets, Beginning of Year</b>	<b>2,307,164</b>	<b>2,430,712</b>
<b>Net Assets, End of Year</b>	<b>3,814,800</b>	<b>2,307,164</b>

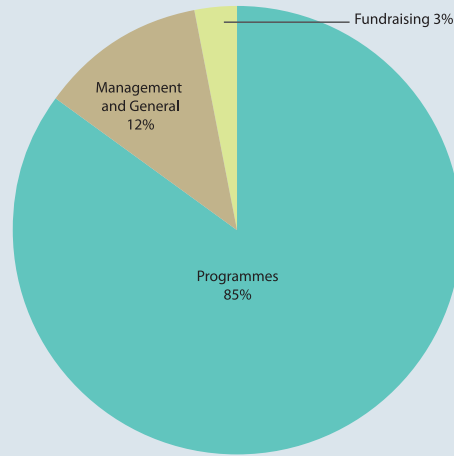
*Independently Audited Financial Statements, IRS Form 990 and Revenue Canada Charity Information Returns are available upon request.*

# 2009 FINANCIALS AT A GLANCE

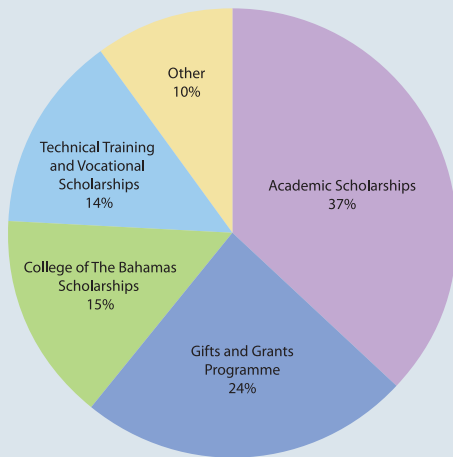
## SOURCE OF FUNDS



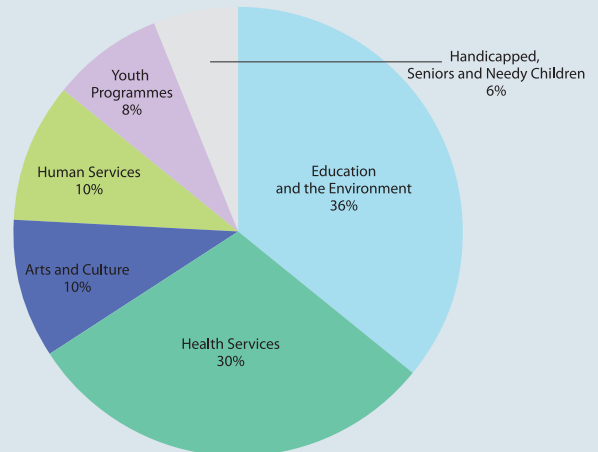
## USE OF FUNDS



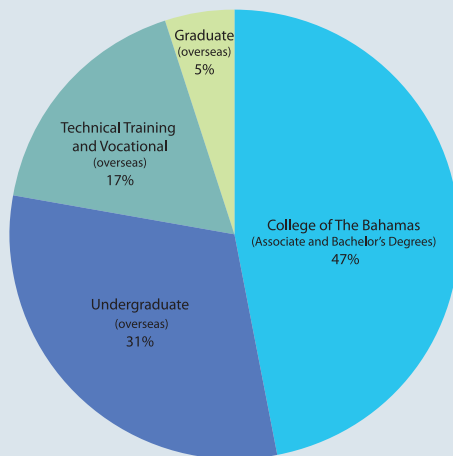
## PROGRAMME EXPENSES



## GIFTS AND GRANTS BY TYPE



## DISTRIBUTION OF SCHOLARS



## SCHOLARSHIP DOLLARS SPENT

