

2008 financials at a glance

Lyford Cay Foundation, Inc.

For the year ended December 31, 2008 with comparative totals for 2007. Includes Lyford Cay Foundation, Inc., Lyford Cay Members Foundation and the Shirley Oakes Butler Charitable Trusts.

Consolidated Statement of Financial Position

	2008	2007
	\$	\$
ASSETS		
Cash	906,964	491,946
Investments at Market Value	17,969,476	26,082,064
Receivables	18,366	53,322
Prepaid Expenses	6,474	-
Total Assets	18,901,280	26,627,332
LIABILITIES		
Grants and Scholarships Payable	1,344,873	114,250
Accounts Payable and Accrued Expenses	130,899	111,702
Net Assets, End of Year	17,425,508	26,401,380
TOTAL LIABILITIES AND NET ASSETS	18,901,280	26,627,332

Consolidated Statement of Activities

	2008	2007
	\$	\$
SUPPORT AND REVENUE		
General Contributions	1,449,879	1,363,049
Endowment and Fund Contributions	626,762	600,248
Investment and Other Income Net of Fees	(6,958,634)	1,727,819
Total Support and Revenue	(4,881,993)	3,691,116
EXPENSES		
Gifts and Grants Programme	2,322,784	579,913
Academic Scholarships	500,076	485,974
Technical Training and Vocational Scholarships	306,085	272,905
College of The Bahamas Scholarships	323,000	225,000
Other Programme Expenses	220,482	266,432
Total Programmes	3,672,427	1,830,224
Management and General	327,182	123,846
Fundraising	94,270	45,488
Total Expenses	4,093,879	1,999,558
Change in Net Assets	(8,975,872)	1,691,558
Net Assets, Beginning of Year	26,401,380	24,709,822
Net Assets, End of Year	17,425,508	26,401,380

The Canadian Lyford Cay Foundation

For the year ended December 31, 2008 with comparative totals for 2007.

Statement of Financial Position

	2008	2007
	\$	\$
ASSETS		
Cash	122,566	294,391
Investments at Market Value	2,244,325	2,253,695
Total Assets	2,366,891	2,548,086
LIABILITIES		
Accounts Payable and Accrued Expenses	59,727	117,374
Net Assets, End of Year	2,307,164	2,430,712
TOTAL LIABILITIES AND NET ASSETS	2,366,891	2,548,086

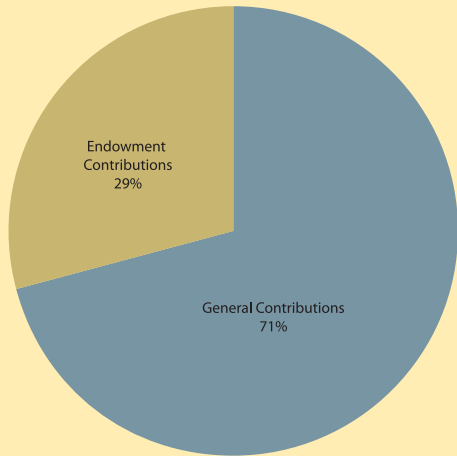
Statement of Activities

	2008	2007
	\$	\$
SUPPORT AND REVENUE		
General Contributions	168,019	73,561
Endowment Contributions	49,590	297,983
Investment and Other Income Net of Fees	(84,065)	30,347
Total Support and Revenue	133,544	401,891
EXPENSES		
Academic Scholarships	185,000	142,789
College of The Bahamas Scholarships	30,570	25,000
Total Programmes	215,570	167,789
Management and General	41,522	65,669
Total Expenses	257,092	233,458
Change in Net Assets	(123,548)	168,433
Net Assets, Beginning of Year	2,430,712	2,262,279
Net Assets, End of Year	2,307,164	2,430,712

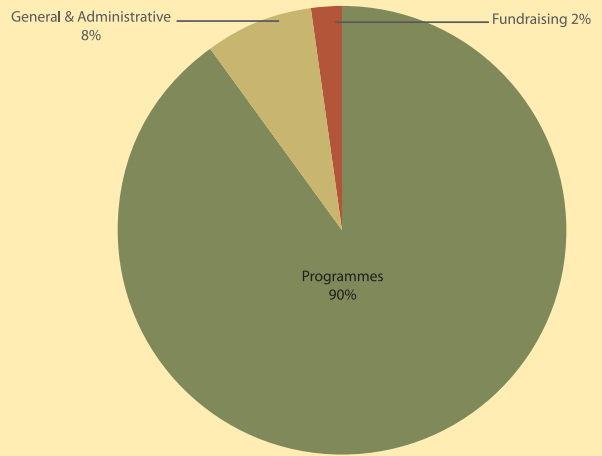
Independently Audited Financial Statements, IRS Form 990 and Revenue Canada Charity Information Returns are available upon request.

2008 financials at a glance

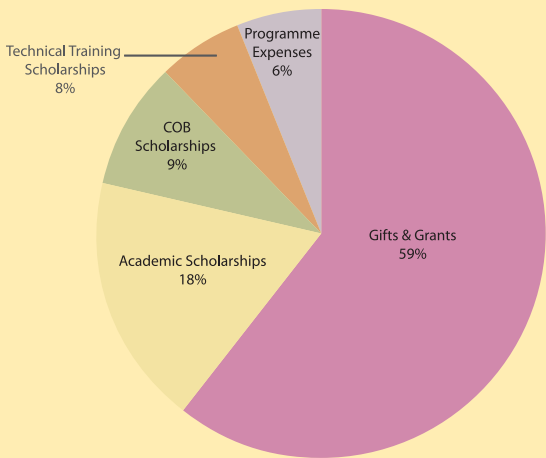
SOURCE OF FUNDS



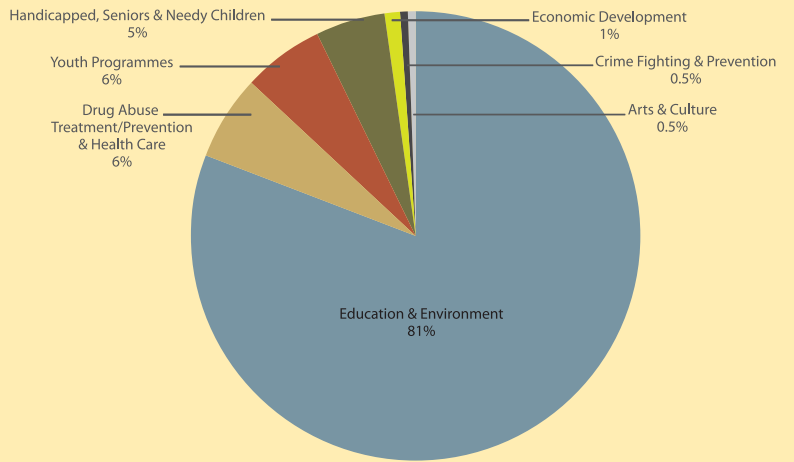
USE OF FUNDS



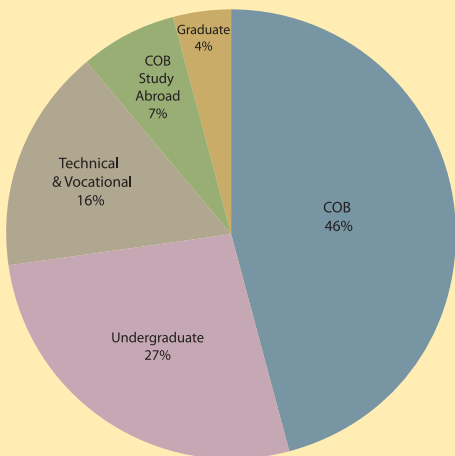
PROGRAMME EXPENSES



GIFTS AND GRANTS BY TYPE



DISTRIBUTION OF SCHOLARS



SCHOLARSHIP DOLLARS SPENT

